



SKODA OCTAVIA

Noise damping with Silent Coat materials
May 2011




Lets start!

There is no any isolation
from factory inside.




TRUNK



Silent Coat is
used for the floor

Silent Coat Extra
for the wheel
arches




TRUNK



Isolator 4 is
installed to the
floor

and Absorber 35
to the wheel
arches next.



Floor



Double layer of materials is used for the floor.
There is Silent Coat extra for the front part and Silent Coat for the rear part of the floor.
Noise Isolator 4 is installed next.



ROOF



Combination of Silent Coat and Absorber 35 is used for the roof.

DOORS



Silent Coat is
installed inside and
outside of the
doors

and Absorber 15
is installed next



Materials for this car:

1. Roof: Silent Coat - 1.1m², Absorber 35 - 5 sheets
2. Trunk: Silent Coat - 1,7m², Silent Coat Extra - 0.8m², Absorber 35 - 2 sheets, Isolator 4 - 6 sheets
3. Floor: Silent Coat - 1,2m², Silent Coat Extra - 2.6m², Isolator 4 - 6 sheets
4. Doors: Silent Coat - 2,2m², Absorber 15 - 4 sheets
6. Hood: Silent Coat Extra - 0.4m²
7. Front fenders: Silent Coat - 0.4m²

Have a questions? Contact us:

Skype: ravolar

E-mail: projekt@ravolar.ee

Phone: +372 50 25 285



Visit our sites: www.autosound.ee and www.ravolar.ee